

BIG AlumaLock Series™

Designed in Copenhagen, Denmark, this exclusive system incorporates an extruded anodized Aluminum panel and bracket assembly along with a patented magnetic locking system. Standard sizes are available.

- Utilizes a magnetic locking system for added security and ease of replacement or relocation with included key.
- Components may be arranged in multiple configurations.

Design Note: Many other BIG AlumaLock options are available including Window/Insert Signs, Directories, Desktop Signs and more. Please contact a BIG representative at (512) 494.1466 for further information.

BIG AlumaLock Series - Single Panel ADA Interior Base Building or Tenant & Room (Panel and Bracket System)

Size

- 4.00" x 4.00"
- 6.00" x 6.00"
- 7.75" x 7.75"



Vinyl Text Option Only

BIG AlumaLock Series - Multi Panel ADA Interior Tenant & Room (Panel and Bracket System)

Component Systems (typical sizes)

- 7.75" x 4.00"
- 8.75" x 4.00"
- 8.75" x 2.00"

Vinyl Text Option Only



Header (1) 7.75" x 4.00"
Footer (1) 7.75" x 4.00"



Header (1) 8.75" x 4.00"
Footers (2) 8.75" x 2.00"

*Up to 2 lines of vinyl copy.

*ADA requirements for interior signs vary from state to state, so please review the section ADA Requirements for an overview of ADA compliance.

NOTE: All custom work that exceeds the standard plaque colors and substrates (see page 5 for standard colors) including textures, custom metals, accents, logos and colors will be quoted as a Custom Project.

BIG AlumaLock Series™

Anatomy

Mounting Bracket - Single Panel

The Mounting Bracket is attached to the wall by screws in the centerline of the bracket. Magnetic locking system for added security and ease of replacement or relocation with included key.



NOTE: All custom work that exceeds the standard plaque colors and substrates (see page 5 for standard colors) including textures, custom metals, accents, logos and colors will be quoted as a Custom Project.

BIG AlumaLock W Series™

Designed in Copenhagen, Denmark, this exclusive system incorporates an extruded anodized Aluminum panel and bracket assembly along with a patented magnetic locking system. This design incorporates a window component for room name versatility and is a perfect solution for clients who seek to maintain their sign program in-house after initial purchase. Standard sizes and colors are available.


- Utilizes a magnetic locking system for added security and ease of replacement or relocation with included key.

Design Note: Many other BIG AlumaLock options are available including Window/Insert Signs, Directories, Desktop Signs and more. Please contact a BIG representative at (512) 494.1466 for further information.


BIG AlumaLock W Series - ADA Interior Tenant & Room (Panel and Bracket System)

Component Systems (typical sizes)

- 6.00" x 5.75"; paper size 6.00" x 4.00"
- 8.50" x 7.75"; paper size 8.50" x 6.00"



Sign size (1) 6.00" x 5.75"
Paper size (1) 6.00" x 4.00"



Sign size (1) 8.50" x 7.75"
Paper size (1) 8.50" x 6.00"

*Additional cost for vinyl copy.

*ADA requirements for interior signs vary from state to state, so please review the section ADA Requirements for an overview of ADA compliance.

NOTE: All custom work that exceeds the standard plaque colors and substrates (see page 5 for standard colors) including textures, custom metals, accents, logos and colors will be quoted as a Custom Project.

BIG AlumaLock W Series™

Anatomy

Mounting Bracket - Single Panel


The Mounting Bracket is attached to the wall by screws in the centerline of the bracket. Magnetic locking system for added security and ease of replacement or relocation with included key.



Mounting Bracket

Aluminum mounting profile has two rows of pre-punched 5 mm holes for wall mounting as well as two rows of 3 mm holes for mounting of custom rivets to which the graphic panels are attached.

ADA Compliant Graphics
Precision cut letters, numbers and symbols face applied with adhesive resist; Injected clear raster bead braille



Graphic Panel

Aluminum panel with acrylic window and lock tab mechanically secured to back of panel

NOTE: All custom work that exceeds the standard plaque colors and substrates (see page 5 for standard colors) including textures, custom metals, accents, logos and colors will be quoted as a Custom Project.

*Standard Font, Symbol & "Tenant" Colors Only.

Standard Background Colors




Natural Aluminum
(PlanSign Only)

Standard Font, Symbol & "Tenant Name" Colors



White



Antique White



Pearl Gray



Dark Gray



Matte Black




Cardinal Red



Dark Burgundy




Light Navy




Vivid Blue



Forest Green



Metallic Silver



Metallic Gold



Duranodic Bronze

Custom Design and Fabrication:

Although we offer various standard signs for your convenience, many of our clients require custom work, ranging from Custom Interior Signs to Custom Exterior Signs and Specialty Applications. To view samples of our Custom Interior Signs, Exterior Signs and Specialty Applications, visit our website at www.buildingimagegroup.com