

BIG PlanSign Series™



Designed in Copenhagen, Denmark, this exclusive system incorporates a solid anodized Aluminum panel and bracket assembly along with a patented magnetic locking system. Standard sizes are available.

- Utilizes a magnetic locking system for added security and ease of replacement or relocation with included key.
- Components may be arranged in multiple configurations.

Design Note: Many other BIG PlanSign options are available including Window/Insert Signs, Directories, Desktop Signs and more. Please contact a BIG representative at (512) 494.1466 for further information.

BIG PlanSign Series - Single Panel ADA Interior Base Building or Tenant & Room (Panel and Bracket System)

Size

- 4.75" x 4.75"
- 6.00" x 6.00"
- 8.25" x 8.00"



Vinyl Text Option Only

BIG PlanSign Series - Multi Panel ADA Interior Tenant & Room (Panel and Bracket System)

Component Systems (typical sizes)

- 6.00" x 5.50"
- 8.25" x 8.00"

Vinyl Text Option Only



Header (1) 6.00" x 2.75"
Footer (1) 6.00" x 2.75"



Header (1) 8.25" x 4.00"
Footers (2) 8.25" x 2.00"

*Up to 2 lines of vinyl copy.

*ADA requirements for interior signs vary from state to state, so please review the section ADA Requirements for an overview of ADA compliance.

NOTE: All custom work that exceeds the standard plaque colors and substrates (see page 5 for standard colors) including textures, custom metals, accents, logos and colors will be quoted as a Custom Project.

Mounting Bracket - Single Panel

The Mounting Bracket is attached to the wall by screws in the centerline of the bracket. Magnetic locking system for added security and ease of replacement or relocation with included key.



NOTE: All custom work that exceeds the standard plaque colors and substrates (see page 5 for standard colors) including textures, custom metals, accents, logos and colors will be quoted as a Custom Project.

BIG ADA Solutions

BIG PlanSign W Series™

Designed in Copenhagen, Denmark, this exclusive system incorporates a solid anodized Aluminum panel and bracket assembly along with a patented magnetic locking system. This design incorporates a window component for room name versatility and is a perfect solution for clients who seek to maintain their sign program in-house after initial purchase. Standard sizes and colors are available.



- Utilizes a magnetic locking system for added security and ease of replacement or relocation with included key.
- Components may be arranged in multiple configurations.
- ADA Compliant, precision cut letters, numbers and symbols surface applied to panel; Injected clear raster bead Grade II Braille

Design Note: Many other BIG PlanSign options are available including Window/Insert Signs, Directories, Desktop Signs and more. Please contact a BIG representative at (512) 494.1466 for further information.

BIG PlanSign W Series - Multi Panel ADA Interior Tenant & Room (Panel and Bracket System)

Component Systems (typical sizes)

- 6.00" x 5.50"
- 8.25" x 7.50"



Header (1) 6.00" x 2.75"
Text Track (1) 6.00" x 1.50"
Footer (1) 6.00" x 1.25"



Header (1) 8.25" x 4.00"
Text Track (1) 8.25" x 1.50"
Footer (1) 8.25" x 2.00"

*Additional cost for vinyl copy.

*ADA requirements for interior signs vary from state to state, so please review the section ADA Requirements for an overview of ADA compliance.

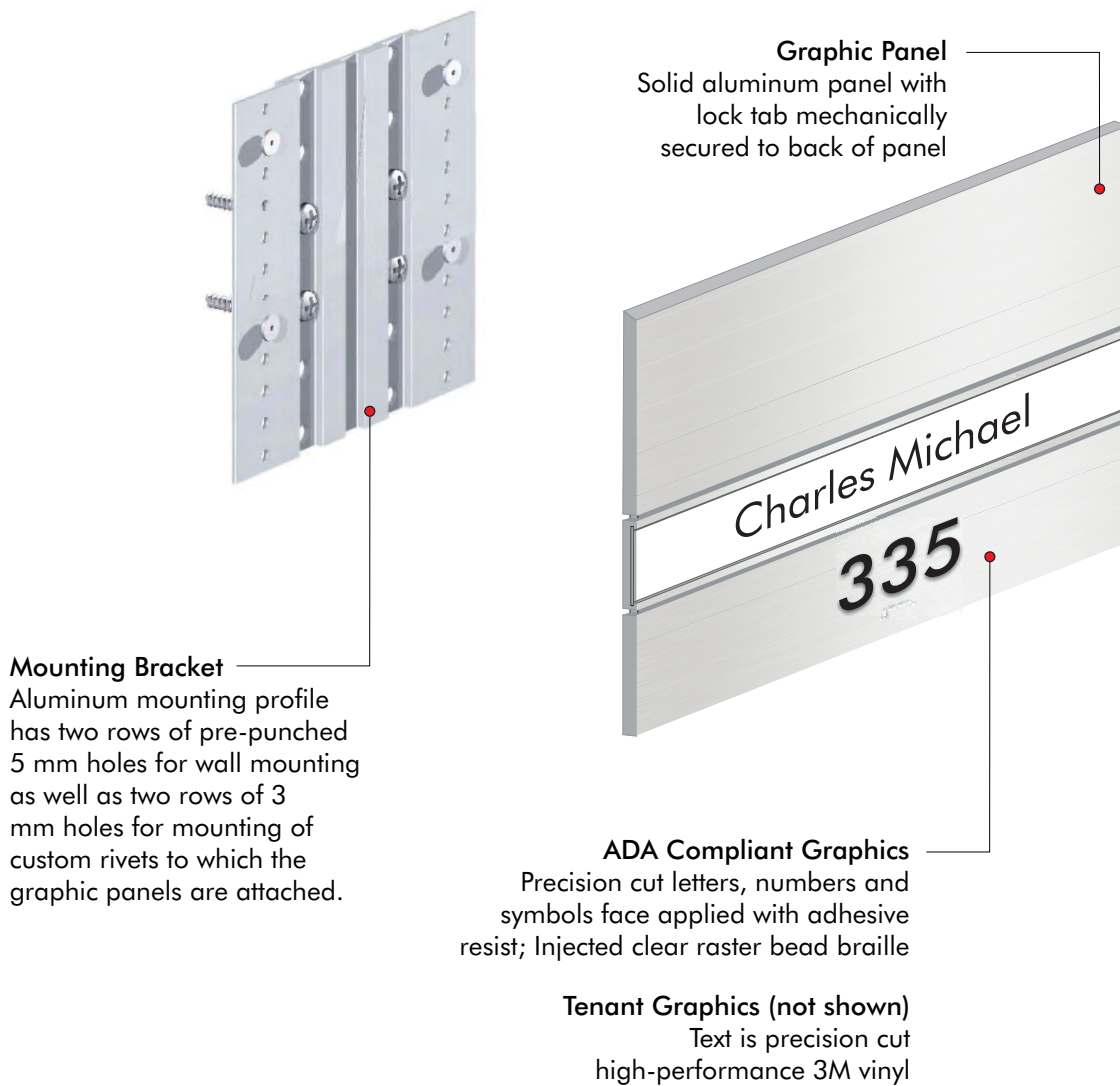
NOTE: All custom work that exceeds the standard plaque colors and substrates (see page 5 for standard colors) including textures, custom metals, accents, logos and colors will be quoted as a Custom Project.

BIG PlanSign W Series™

Anatomy

Mounting Bracket - Single Panel

The Mounting Bracket is attached to the wall by screws in the centerline of the bracket. Magnetic locking system for added security and ease of replacement or relocation with included key.



NOTE: All custom work that exceeds the standard plaque colors and substrates (see page 5 for standard colors) including textures, custom metals, accents, logos and colors will be quoted as a Custom Project.

BIG ADA Solutions

BIG PlanSign Series™

BIG PlanSign W Series™




*Standard Font, Symbol & "Tenant" Colors Only.

Standard Background Colors




Natural Aluminum
(PlanSign Only)

Standard Font, Symbol & "Tenant Name" Colors



White



Antique White



Pearl Gray



Dark Gray



Matte Black



Cardinal Red



Dark Burgundy



Light Navy




Vivid Blue



Forest Green



Metallic Silver



Metallic Gold



Duranodic Bronze

Custom Design and Fabrication:

Although we offer various standard signs for your convenience, many of our clients require custom work, ranging from Custom Interior Signs to Custom Exterior Signs and Specialty Applications. To view samples of our Custom Interior Signs, Exterior Signs and Specialty Applications, visit our website at www.buildingimagegroup.com